















Key Stage 4 Curriculum Journey: BTEC Dance Y10

The curriculum in BTEC Dance will equip pupils with the knowledge, skills and understanding of a wide range of dance genres to equip them for a variety of roles in the performing arts industry

YEAR 10 CURRICULUM JOURNEY						
	Half Term 1	Half Term 2	Half Term 3	Half Term 4	Half Term 5	Half Term 6
Topic			 	 	 	
	Component 1- Exploring the performing arts.	Component 1- Exploring the performing arts.	Component 1- Exploring the performing arts. Component 3- Performing to a brief	Component 3- Performing to a brief	Component 3- Performing to a brief	Component 3- Performing to a brief
Key Knowledge, Skills & Understanding	Pupils will learn <ul style="list-style-type: none"> Jazz genre Famous choreographers Intention and purpose of the piece. Choreography break down. (Jazz). Understand how dance is created, Devise own choreography and motifs. Learn how stories are told through dance. Use a variety of choreographic devices to allow their piece to be creative and aesthetic. 	Pupils will learn <ul style="list-style-type: none"> Contemporary genre. Intention and purpose of the piece. Choreography break down. (Contemporary) Devise own choreography and motifs. (Contemporary) Compare techniques and choreographic tools and devices from different genres Use a variety of choreographic devices to allow their piece to be creative and aesthetic. 	Pupils will learn <ul style="list-style-type: none"> Commercial style Research about commercial genre, famous choreographers. How choreographers create a dance piece for the stage or screen. Intention and purpose of the piece. Choreography break down (Commercial) techniques Core and advanced skills and techniques Use a variety of choreographic devices to allow their piece to be creative and aesthetic. Component 3- Externally assessed. <ul style="list-style-type: none"> Design group dance to last between 3 and 7minutes Link choreography to the brief Perform in front of an audience. 	Component 3- Externally assessed <ul style="list-style-type: none"> Design group dance to last between 3 and 7minutes. Create and develop idea and justify choreography selection through ideas log Link choreography to the external brief Perform in front of an audience. Take the audience on a journey during the dance. Use a variety of choreographic devices to allow their piece to be creative and aesthetic. Use of the stage, transitions, formations. Apply a range of skills and techniques. 	Component 3- Externally assessed <ul style="list-style-type: none"> Design group dance to last between 3 and 7minutes. Create and develop idea and justify choreography selection through ideas log Link choreography to the external brief Perform in front of an audience. Take the audience on a journey during the dance. Use a variety of choreographic devices to allow their piece to be creative and aesthetic. Use of the stage, transitions, formations. Apply a range of skills and techniques. 	<ul style="list-style-type: none"> Explore different styles of commercial dance and see how choreographers develop and create these varying styles such as <ul style="list-style-type: none"> Krumping Tutting Popping Locking Waving Explain the interrelationships between constituent features and how they work together.
GCSE Assessment Objectives	Component 1- Exploring the performing arts. Learning Aim A	Component 1- Exploring the performing arts. Learning Aim A	Component 3- Performing to a brief	Component 3- Performing to a brief	Component 3- Performing to a brief	Component 1- Exploring the performing arts. Learning Aim B
MAPS	Pupils will produce a written piece of coursework alongside their practical performance.	Pupils will produce a written piece of coursework alongside their practical performance.	Pupils will create an ideas, skills and evaluation log along with performing their dance in front of an audience. This will be externally assessed by the exam board.	Pupils will create an ideas, skills and evaluation log along with performing their dance in front of an audience.	Pupils will create an ideas, skills and evaluation log along with performing their dance in front of an audience.	Pupils will produce a written piece of coursework alongside their practical performance.

Key Stage 4 Curriculum Journey: BTEC DANCE Y11

The curriculum in BTEC Dance will equip pupils with the knowledge, skills and understanding of a wide range of dance genres to equip them for a variety of roles in the performing arts industry.

YEAR 11 CURRICULUM JOURNEY						
	Half Term 1	Half Term 2	Half Term 3	Half Term 4	Half Term 5	Half Term 6
Topic						
	Component 2- Replication of dance skills (Jazz genre)	Component 2- Replication of dance skills (Jazz genre)	Component 2 Replication of dance skills (Contemporary)	Component 2 Replication of dance skills (Contemporary)	Component 2 Replication of dance skills (Contemporary)	
Key Knowledge, Skills & Understanding	<ul style="list-style-type: none"> Identify strengths and weaknesses of skills. Set targets and action plan to improve performance. Replicate professional choreography Apply core and advanced skills. Provide feedback on performances. Performance skills. 	<ul style="list-style-type: none"> Identify strengths and weaknesses of skills. Set targets and action plan to improve performance. Replicate professional choreography Apply core and advanced skills. Provide feedback on performances. Performance skills. 	<ul style="list-style-type: none"> Identify strengths and weaknesses of skills. Set targets and action plan to improve performance. Replicate professional choreography Apply core and advanced skills. Provide feedback on performances. Performance skills. 	<ul style="list-style-type: none"> Identify strengths and weaknesses of skills. Set targets and action plan to improve performance. Replicate professional choreography Apply core and advanced skills. Provide feedback on performances. Performance skills. 	<ul style="list-style-type: none"> Identify strengths and weaknesses of skills. Set targets and action plan to improve performance. Replicate professional choreography Apply core and advanced skills. Provide feedback on performances. Performance skills. 	
GCSE Assessment Objectives	Component 2- Replication of dance skills (Jazz genre)	Component 2- Replication of dance skills (Jazz genre)	Component 2 Replication of dance skills (Contemporary)	Component 2 Replication of dance skills (Contemporary)	Component 2 Replication of dance skills (Contemporary)	
MAPs	Pupils will produce a written piece of coursework and also be assessed/videoed for their practical performances	Pupils will produce a written piece of coursework and also be assessed/videoed for their practical performances	Pupils will produce a written piece of coursework and also be assessed/videoed for their practical performances	Pupils will produce a written piece of coursework and also be assessed/videoed for their practical performances	Pupils will produce a written piece of coursework and also be assessed/videoed for their practical performances	